













Year 1 – Summer 2 – Homework Grid

Choose one of these things to do once a week and show us what learning you can do at home! It will also be displayed in the classroom so it needs to be neat and clear for people to look at.

<p style="text-align: center;">Who lives in my garden?</p> <p>We will be learning about habitats this half term. Do a survey of your garden or the local area. Which plants, animals and birds live there?</p> <div style="display: flex; justify-content: space-around; align-items: center;">   </div>	<p style="text-align: center;">It's getting hot in here!</p> <p>We are learning about primary colours and colours that are hot or cold.</p> <p>Look at this colour wheel – which colours would you use to show the heat or if it's cold? Can you make a hot or cold picture at home using collage, paint or colouring pens/pencils?</p> <div style="text-align: center;">  </div>	<p style="text-align: center;">Be poetic!!</p> <p>Create your own acrostic poem about summer. See if you can use describing words (adjectives) in your poem eg: The bright sun</p> <div style="text-align: right;">  </div>
<p style="text-align: center;">Marvellous Meerkats and Perfect Penguins</p> <p>Have you ever seen a Meerkat or Penguin? Can you use books and the internet to create a fact file on the animal of your choice?</p> <p>Find out!</p> <ul style="list-style-type: none"> ● Where they live ● What they eat ● Any talents they may have ● Special features <div style="text-align: center;">  </div>	<p style="text-align: center;">Would a Meerkat and a Penguin be neighbours?</p> <div style="display: flex; justify-content: center; gap: 20px;">   </div>	<p style="text-align: center;">Pet's Corner</p> <p>Have a think about your pets. What do they eat? Where do they live? What do you do to make their home comfortable for them? Can you make a poster to show someone else how to care for your pet? If you do not have a pet, choose an animal you would like to have at home.</p> <div style="text-align: right;">  </div>
<p style="text-align: center;">Money makes the world go round!</p> <p>In maths, we will be learning about money ... why not try this problem solving game?</p> <p>Choose a coin.</p> <p>Double the amount.</p> <p>Add 1p or add 10p .</p> <p>How much do you have now?</p> <p>Can you write this as a number sentence?</p> <p>Try again starting with another coin.</p> <div style="text-align: right;">  </div>	<p style="text-align: center;">Wild Adventure!</p> <p>Where would you like to visit?</p> <p>Become an explorer like Andy and find out more about Animals and the different habitats that they live in. Take the quiz to see which safari animal you would be</p> <p>https://www.bbc.co.uk/cbeebies/puzzles/andys-safari-adventures-which-animal-quiz?collection=andys-secret-hideout-quizzes</p> <div style="text-align: center;">  </div>	<p style="text-align: center;">Time to think!</p> <p>It's always good to practise telling the time. Make sure you keep watching the clock at home and practise telling the time to o'clock and half past the hour. Maybe you could make a practise clock using a paper plate.</p> <div style="display: flex; justify-content: space-between; align-items: center;"> <div style="text-align: center;">  </div> <div style="text-align: center;">  </div> </div>

