








Fun ways to learn your spelling words - Year 2

<p>Write the spelling in colour, using colour to highlight tricky parts.</p> <p>tomorrow</p>	<p>Play hangman with a partner using your words.</p> 	<p>Sing your spellings to a catchy tune, or chant.</p> <p>EI - GHT EI - GHT EI - GHT</p>	<p>Blue Vowels – Try writing the all of the vowels in blue. You could even write out your spelling words and trace over them in blue Vowels = a e i o u pencil</p>
<p>Use plastic or cut out letters required for the spelling of a word – muddle up and put in the correct order. Time yourself.</p> <p>ritgh right</p>	<p>Write a silly poem with your spelling.</p> <p>The rain went to my brain in Spain.</p>	<p>Place the letters on the floor for your spelling word. Jump, or hop to the letter required to spell the word, calling the letters aloud.</p> <p>L I k e</p>	<p>Write out your spelling words and put them on the floor. Act out one of the words and a partner has to guess which word is being acted out.</p> 
<p>Arrange your words in alphabetical order.</p> 	<p>Write your words on cards. Select 6 to put on a bingo grid. Turn cards over one by one. If you have word and can spell it, you can cover it.</p>	<p>Backwards words: Write each of your words forwards and then back wards</p> <p>Example: where erehw</p>	<p>Illustrate each of your words with a picture or symbol.</p>
<p>Put your words to a number code e.g A=1, B=2</p> <p>Sit back to back with a partner and test your words.</p> <p>Write your words in different fonts and colours.</p>	<p>Consider if you have any materials at home that you can create your words with e.g. chalk, pipe cleaners</p> 	<p>Spelling Scribble</p>  <p>Children love this one!</p>	<p>Make a word search with your words. List them underneath.</p> <p>Hidden words: Draw and colour a picture, hide your spelling words inside your picture</p> <p>Show your picture to someone and see if they can find your hidden words!</p>



Fun ways to learn your spelling words - Year 2

Three Times: Get out paper, a pencil, a crayon and a felt tip pen. Write each word three times. First, write each word in pencil. Second, write each word in crayon. Third, write each word in felt tip pen.

Pyramid writing: Write each word out

*Example- **this**

t
th
thi
this

adding a
letter each
time

Graffiti your words on a big piece of paper!



Build your word, thinking about the shape

